

BVI

Effortless Mixing of 99.9% Pure and Sterile Gases

Ophthalmic Gases for Retinal Tamponade

ARCEOLE SF₆
ARCEOLE C₂F₆
ARCEOLE C₃F₈





ARCEOLE Introduction

The pure gas ARCEOLE is presented in a sterile kit ready to be mixed to endotamponade the retina. ARCEOLE enables a safe mixing for use in the operating room.

GAS SELECTION:

The choice of the gas depends on which tamponade duration the surgeon desires.

Most frequently used gases*	SF ₆	C ₂ F ₆	C ₃ F ₈
RETINAL DETACHMENT WITHOUT PROLIFERATIVE RETINOPATHY	●	●	
PROLIFERATIVE DIABETIC RETINOPATHY		●	
RETINAL DETACHMENT MACULA HOLE	●	●	●
GIANT RETINAL TEARS	●	●	●
PROLIFERATIVE RETINOPATHY		●	●
PENETRATING OCULAR TRAUMA	●	●	●

● VERY FREQUENT

● DEPENDING ON SITUATION

Expansion and re-absorption rates based on bibliography data*:

Gas	Expansion rate	Time allowed for expansion in days	Average tamponade duration in days	Non expansive concentration in %
SF ₆	1.9-2	2	10-15	20
C ₂ F ₆	3.3	3	30-35	16
C ₂ F ₆ , THE IN-BETWEEN PROFILE**				
C ₃ F ₈	4	3	55-65	12

Advantages of a Single Use Dose Gas Tamponade

- Creating a non expansive mix of gases
- Preserving the 99.9% purity throughout the shelf life
- Maintaining total asepsis during the entire preparation
- Providing clear information to the patient

* Retinal Diseases, ed. Ryan S., 1994. Chapter: Intraocular gases - Stanley Chang – chapter 131 – p2121

** O Mouries et M Bonnet. C2F6 in the treatment of retinal detachment associated to PVR: therapeutic trial. Journal francais d'ophtalmologie, 1992, 15, 11, p601-604
 Ellis JD et al. Surgery for full-thickness macular holes with short-duration prone posturing: results of a pilot study. Eye (Lond). 2000 Jun;14 (Pt 3A):307-12
 Bochow TW et al. Pneumatic retinopexy perfluoroethane (C2F6) in the treatment of rhegmatogenous retinal detachment. Arch Ophthalmol. 1992 Dec;110(12):1723-4

ARCEOLE's Advantages

COMPLETE SET OF ACCESSORIES

The sterile kit includes all the needed accessories for a complete, safe and comfortable use:

- Pre-mounted sterilizing 0.22 µm filter
- 50 mL syringe
- 30G needle

Sterile packaging with a sterilizing 0.22µm filter ensures optimal asepsis control for ARCEOLE



PERFECT MIXING


- Purity of 99.9% guaranteed throughout the shelf life
- Less clinic's staff dependent preparation process
- Comprehensive information on mixing procedure
- The product is easier to handle than the big cylinder containers requiring regulators and time-consuming manipulation



PURITY GUARANTEED

ARCEOLE's canisters* employs a technology that offers perfect dosage and purity throughout the shelf life of the product.

- A four layer internal pouch preserving any contamination due to gas interaction with the varnish
- Filling technology guarantees gas purity in the canister
- ARCEOLE canister* prevents gas leakage and air permeation compared to prefilled syringe at atmospheric pressure with polymer plunger**
- Use of canister* with low pressure gas avoid risk of impurities that are present in liquefied gas tank



ARCEOLE CANISTER



Patient information

A wristband and a patient card containing all the precautions they must follow during the endotamponade.

Multilingual website for patient recommendations located at: www.ophtgas.com

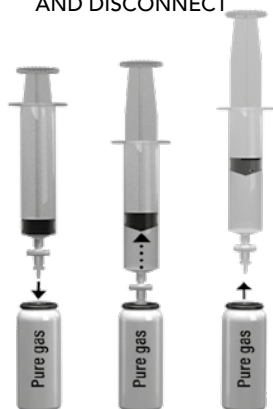


*Canister corresponds to the term «reservoir» used in the IFU.

**Humayun MS, Yeo JH, Koski WS, Michels RG. The rate of sulfur hexafluoride escape from a plastic syringe. Arch Ophthalmol. - 1989 Jun;107(6):853-4

Instructions For Use


1 PLUG VERTICALLY AND DISCONNECT



2 ADJUST PURE GAS VOLUME



3 MAKE YOUR AIR/GAS MIX



ARCEOLE Added Value

- Straightforward preparation
- No investment needed for regulator-manometer, no maintenance, no added spare part, no over stock
- More than 18 years experience in ophthalmology
- Certification ISO 13485-2016

Safety First For Our Product Line



ARCIOLANE

Fractionated and Purified
Silicone Oil



ARCALINE - ARCOTANE

Heavy Liquids for
Ophthalmic Surgery



MONOBLUE

Ultra-Purified
Trypan blue solution



OP'COVER

Corneal Protection

FOR COMPLETE PRODUCT INSTRUCTIONS, PLEASE REFER TO THE IFU SUPPLIED WITH THE PRODUCT

<https://www.bvimedical.com/customers-support/>

